



FieldMoot 2025: A Feast of Belonging

Stitching Elk's Teeth

Adding Meaningful Detail to Your Writing

1. Detail should be _____ to your reader.


2. Detail should _____ a purpose.

a. Deepen _____.

b. Move _____ forward.

c. Enhance _____.

d. Shape _____.



3. Detail will not happen _____ in your first draft.




Writing Sampler


Here are some prompts for you to try sewing details into your own writing...

Collect ten items from the outdoors (or from your local craft or hardware store).

Use these items to develop a character. Remember, the items can be descriptive of the character's appearance or reveal reactions your character might have.



Type "Plein Air Paintings" into your search engine of choice. Choose one painting to use as setting detail. How could the details that you see enhance the setting for your characters and plot?



What shape best describes your writing? Write one life experience you have had. Go back and edit it with your reader in mind. What detail can you add to make your experience more recognizable to your reader? Share it with someone and listen to their feedback.




Recommended Reading:


**I Cheerfully Refuse
by Leif Enger**




**Just So Stories
By Rudyard Kipling**




**Beate Not the Poore Desk
By Walter Wangerin Jr.**




**Rembrandt is in the Wind
By Russ Ramsey**



**Leviathan
By Micah Carpenter**



**The Chronicles of Narnia
By C.S. Lewis**



www.SarahDixonYoung.com



**The Whimsical Christian
by Dorothy Sayers**

